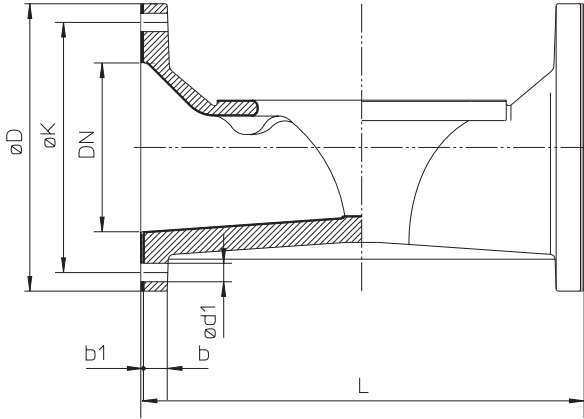


Flanged ANSI B 16.1, 125# or ANSI B 16.5, 150# Face to Face MSS SP-88

End Connection		Conversion Factors	Ductile Iron FF		Ductile Iron RF		Cast Iron FF			D	b	Only for bodies with Flange RF d	K	d1	Z (No of Holes)
Body Material / Liner			Unlined	Rubber Lined	Unlined		Iron	Halar							
Nominal Size			L	L	L	b1	L	L	b1						
mm	in		L	L	L	b1	L	L	b1						
15	1/2"	mm	-	-	-	-	-	-	-	88.9	11.2	35.1	60.5	16.0	4
		in	-	-	-	-	-	-	-	3.5	44.0	1.4	2.4	0.6	
20	3/4"	mm	140.0	146.0	140.0	1.6	140.0	141.6	0.8	98.4	11.2	42.9	69.9	16.0	4
		in	5.5	5.7	5.5	0.1	5.5	5.6	0.0	3.9	0.4	1.7	2.8	0.6	
25	1"	mm	140.0	146.0	140.0	1.6	140.0	141.6	0.8	108.0	11.2	50.8	79.2	16.0	4
		in	5.5	5.7	5.5	0.1	5.5	6.0	0.0	4.3	0.4	2.0	3.1	0.6	
40	1 1/2"	mm	165.0	171.5	165.0	1.6	165.0	166.6	0.8	127.0	14.2	73.2	98.6	16.0	4
		in	6.5	6.8	6.5	0.1	6.5	7.6	0.0	5.0	0.6	2.9	3.8	0.6	
50	2"	mm	191.0 *	197.0	191.0 *	1.6	191.0 *	192.6	0.8	152.4	15.7	91.9	120.7	19.0	4
		in	7.5	7.8	7.5	0.1	7.5	8.6	0.0	6.0	0.6	3.6	4.8	0.7	
65	2 1/2"	65	216.0 *	222.0	216.0 *	1.6	216.0 *	217.6	0.8	177.8	17.5	104.6	139.7	19.0	4
		US	8.5	8.7	8.5	0.1	8.5	10.1	0.0	7.0	0.7	4.1	5.5	0.7	
80	3"	Metric	254.0 *	260.0	254.0 *	1.6	254.0 *	255.6	0.8	190.5	19.1	127.0	152.4	19.0	4
		US	10.0	10.2	10.0	0.1	10.0	12.6	0.0	7.5	0.8	5.0	6.0	0.7	
100	4"	Metric	318.0	324.0	318.0	1.6	318.0	319.6	0.8	228.6	23.9	157.2	190.5	19.0	8
		US	12.5	12.8	12.5	0.1	12.5	14.1	0.0	9.0	0.9	6.2	7.5	0.7	
125	5"	Metric	356.0 *	365.0	356.0 *	1.6	356.0 *	357.6	0.8	254.0	23.9	185.7	215.9	22.0	8
		US	14.0	14.4	14.0	0.1	14.0	16.0	0.0	10.0	0.9	7.3	8.5	0.9	
150	6"	Metric	406.0 *	416.0	406.0 *	1.6	406.0 *	407.6	0.8	279.0	25.4	215.9	241.3	22.0	8
		US	16.0	16.4	16.0	0.1	16.0	20.6	0.0	11.0	1.0	8.5	9.5	0.9	
200	8"	Metric	521.0 *	530.0	521.0 *	1.6	521.0 *	522.6	0.8	342.9	28.4	269.7	298.5	22.0	8
		US	20.5	20.9	20.5	0.1	20.5	25.1	0.0	13.5	1.1	10.6	11.8	0.9	
250	10"	Metric	635.0 *	645.0	635.0 *	1.6	635.0 *	636.6	0.8	406.4	30.2	323.9	362.0	25.4	12
		US	25.0	25.4	25.0	0.1	25.0	25.1	0.0	16.0	1.1	12.8	14.3	1.0	
300	12"	Metric	749.0	759.0	749.0	1.6	749.0	750.6	0.8	482.6	31.8	381.0	431.8	25.4	12
		US	29.5	29.9	29.5	0.1	29.5	29.6	0.0	19.0	1.3	15.0	17.0	1.0	

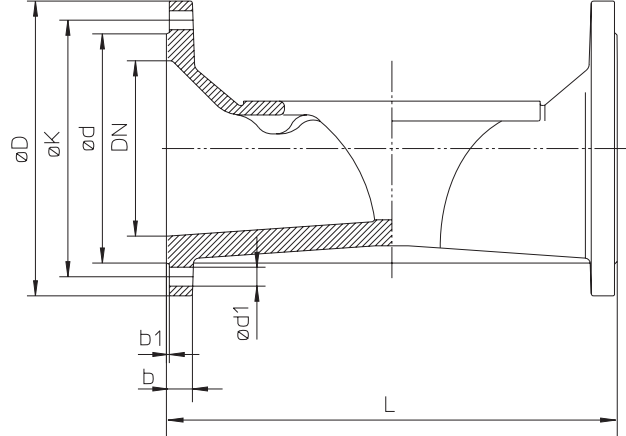
Valve Body Dimensions

Body with thin lining (coating)
Flat Face, (smooth finish)
Part # 4555



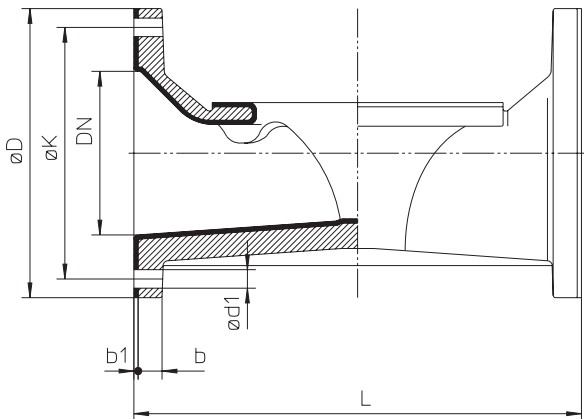
Note: In this case $b1 =$ lining thickness (coating)

Body without lining
Raised Face (smooth finish)
Part # 3B37, 3811, 3844, 3847



Note: In this case $b1 =$ height of raised face.

Body with thick lining,
Flat Face (smooth finish)
Part # 4482, 4483, 4486, 4487, 4488



Note: In this case $b1 =$ lining thickness

Body without lining
Flat Face (smooth finish)
Part # 4411, 4444, 4447, 4508

